

ABOUT THE DIRECTORY

INTRODUCTION

Centre for Human and Organisational Resource Development (CHORD) division of the Department of Science & Technology (DST) has been compiling information annually on extramural (also called sponsored) R&D projects since 1990-91 in order to exchange information on Research and Development (R&D) projects with different interest groups. This compiled information is published as an annual Directory of Extramural Research and Development projects approved for funding by various agencies during the year.

The task of collecting, compiling, analyzing and publishing the directory for the year 2014-15 was sponsored by the Department of Science & Technology to the Manpower Management Centre (MMC), New Delhi. The present directory, twenty fifth in the series, gives details of 5420 sponsored R&D projects approved during the year 2014-15 by 19 Central Government Ministries/Departments/Agencies.

The following Ministries/Departments/Agencies of the Central Government have furnished the list of projects approved by them:

- All India Council for Technical Education (AICTE)
- Council of Scientific and Industrial Research (CSIR)
- Defence Research and Development Organisation (DRDO)
- Department of Atomic Energy (DAE)
- Department of AYUSH (AYUSH)
- Department of Biotechnology (DBT)
- Department of Coal (DOC)
- Department of Science and Technology (DST)
- Department of Scientific and Industrial Research (DSIR)
- Indian Council of Medical Research (ICMR)
- Indian Space Research Organisation (ISRO)
- Ministry of Communications & Information Technology (MOCIT)
- Ministry of Earth Sciences (MOES)
- Ministry of Environment, Forests & Climate Change (MOEFCC)
- Ministry of New & Renewable Energy (MNRE)
- Ministry of Power (MOP)
- Ministry of Social Justice and Empowerment (MOSJE)
- Petroleum Conservation Research Association (PCRA)
- University Grants Commission (UGC)

Note:

Indian Space Research Organisation (ISRO) furnished data for their RESPOND Scheme and gave NIL report for their SSP Scheme. Indian Council of Agricultural Research (ICAR), Ministry of Steel (MOS) and Ministry of Water Resources (MOWR) furnished NIL report. UGC Delhi office gave NIL report for their Major Research Projects (MJRP). The addresses of all these agencies are given in **Annexure-1**.

LIMITATIONS

MMC collects data from a number of Divisions in the Ministries/Departments/Agencies who handle the Extramural R&D projects as per the standardized questionnaire designed by the CHORD division, DST. As the listing of projects is based on the inputs received from the responding agencies, it is presumed that the information furnished by them was complete. The project cost refers to the initial approved cost of the project for the initial approved duration of the project. It is quite possible that some of the projects mentioned in this directory may not be R&D Projects in the strict sense of the term. Despite these limitations, it is sincerely hoped that this directory will serve as a useful source of information for scientists, technologists, funding agencies, implementing institutions, planners and policy makers.

Despite repeated efforts and personal visits of Research Team of MMC, quite a few funding agencies took months to provide the data. A number of Divisions in DST also provided data only after several visits of Research Team. Moreover, data provided by several funding agencies was in abbreviated form such as acronym of Institution, name, incomplete address and PIN of the Institutes, no details regarding duration of the projects & subject-areas. The Research Team of MMC had to put in extra efforts to complete this information by communicating several times with the funding agencies.

ORGANISATION OF THE DIRECTORY

The projects have been listed in the directory by major subject area-wise. Under each major subject area, the projects have been arranged by funding agency-wise and also scheme-wise within funding agency. Under each scheme, the projects have been arranged alphabetically as per the title of the project. For each project, the information included is record number, title of the project, name of the funding agency/scheme, name and address of the investigator/institute, approved cost of the project and the duration of the project. The third column of the directory gives the name of funding agency and scheme. For example, this has been given as "DAE-BRNS". Here "DAE" is the name of the funding agency i.e. Department of Atomic Energy and "BRNS" is the acronym used for the name of the scheme under which the project was approved. For explanation of abbreviations/acronym for the agencies and schemes, the readers are advised to see **Table 1 & 2** under the Section "**BRIEF ANALYSIS**". For a quick reference, Index pages on Principal Investigator and Institute etc., have been provided in the directory at the end. The addresses of the funding agencies have been given at **Annexure-1**. **Annexure-2** gives institute-wise extramural R&D support committed during the year 2014-15. A brief analysis on the pattern of funding during the year 2014-15 is given in the following paragraphs.

BRIEF ANALYSIS

As shown in **Table 1**, 5420 new extramural R&D projects costing **Rs.2002.12 crore** were approved by 19 responding agencies during the year 2014-15. Scheme-wise support to these extramural R&D projects by responding agencies is given in **Table 2**.

Table 1

Agency-wise Support to Extramural R&D Projects approved during 2014-15

Sl. No.	Department/Ministry/Agency	No. of Projects		Total Approved Cost (Rs. Crore)	
		No.	%age	Rs.	%age
1	All India Council for Technical Education (AICTE)	97	1.79	13.75	0.69
2	Council of Scientific and Industrial Research (CSIR)	265	4.89	38.63	1.93
3	Defence Research & Development Organisation (DRDO)	138	2.55	77.71	3.88
4	Department of Atomic Energy (DAE)	291	5.37	101.67	5.08
5	Department of AYUSH (AYUSH)	14	0.26	3.44	0.17
6	Department of Biotechnology (DBT)	531	9.8	569.74	28.45
7	Department of Coal (DOC)	3	0.05	8.73	0.44
8	Department of Science and Technology (DST)	2166	39.96	760.03	37.96
9	Department of Scientific & Industrial Research (DSIR)	39	0.72	41.62	2.08
10	Indian Council of Medical Research (ICMR)	252	4.65	90.48	4.52
11	Indian Space Research Organisation (ISRO)	27	0.5	4.99	0.25
12	Ministry of Communications & Information Technology (MOCIT)	62	1.14	231.26	11.55
13	Ministry of Earth Sciences (MOES)	16	0.29	6.59	0.33
14	Ministry of Environment, Forests & Climate Change (MOEF)	15	0.28	3.72	0.18
15	Ministry of New & Renewable Energy (MNRE)	4	0.07	2.25	0.11
16	Ministry of Power (MOP)	9	0.17	2.54	0.13
17	Ministry of Social Justice & Empowerment (MOSJE)	8	0.15	0.99	0.05
18	Petroleum Conservation Research Association (PCRA)	1	0.02	0.2	0.01
19	University Grants Commission (UGC)	1482	27.34	43.78	2.19
	Total	5420	100	2002.12	100

- Note:**
1. Indian Space Research Organisation furnished data only for their RESPOND scheme but gave NIL Report for their SSP Scheme.
 2. Indian Council of Agricultural Research (ICAR) furnished NIL Report.
 3. Ministry of Steel (MOS) furnished NIL Report.
 4. Ministry of Water Resources (MOWR) furnished NIL Report.
 5. UGC Delhi gave NIL report for their Major Research Projects (MJRP).

The addresses of all above mentioned agencies are given in **Annexure-1**.

Table 2
Scheme-wise Support to Extramural R & D Projects approved during 2014-15

Sl. No	Department/Ministry/Agency -Schemes	Number of Projects	Total Approved Cost (Rs. Crore)
1.	All India Council for Technical Education (AICTE)		
	- Modernization & Removal of Obsolescence Scheme (MODROBS)	41	5.84
	- Research Promotion Scheme (RPS)	56	7.91
2.	Council of Scientific and Industrial Research (CSIR)		
	- Emeritus Scientist (ES)	30	4.72
	- General Scheme (GS)	233	33.58
	- Sponsored Scheme (SS)	2	0.33
3.	Defence Research and Development Organisation (DRDO)		
	- Aeronautical Research & Development Board (ARDB)	49	8.79
	- Grants-in-aid Scheme(GIA)	41	27.71
	- Life Science Research Board (LSRB)	12	3.33
	- Naval Research Board (NRB)	36	37.88
4.	Department of Atomic Energy (DAE)		
	- Board for Research in Nuclear Sciences (BRNS)	291	101.67
5.	Department of AYUSH (AYUSH)		
	- Extra Mural Research (EMR)	14	3.44
6.	Department of Biotechnology (DBT)		
	- Research & Development (R&D)	531	569.74
7.	Department of Coal (DOC)		
	- Science & Technology (S&T)	3	8.73
8.	Department of Science and Technology (DST)		
	- Cold Desert Region (CODER)	9	2.66
	- International Bilateral Cooperation (IBC)	163	37.29
	- International Multilateral & Regional Cooperation (IMRC)	11	5.37
	- Intensification of Research in High Priority Areas (IRHPA)	5	10.25
	- Nano – Mission (N-M)	41	39.70
	- National Programme on CO2 Sequestration (NPCO2S)	7	1.66
	- Natural Resources Data Management System (NRDMS)	8	1.44
	- Science & Engineering Research Board – Empowerment & Equity (SERB – E&E)	68	20.09
	- Science and Engineering Research Board – Engineering Projects (SERB – EP)	146	58.77
	- Science and Engineering Research Board – Fast Track (SERB FT)	883	195.69
	- Science and Engineering Research Board – Science (SERB SC)	468	189.73
	- SPLICE – Climate Change Programme ((S-CCP)	12	64.13
	- State Science & Technology Programme (SSTP)	25	9.68
	- Technology Interventions for Addressing Societal Needs (TIASN)	10	2.10
	- Technology Systems Development Programme (TSDP))	39	49.76
	- Utilisation of Scientific Expertise of Retired Scientists (USERS)	4	0.40
	- Science and Engineering Research Board - Women Scientists (WOS)	229	52.52
	- Water Technology Initiative Programme (WTI)	34	18.07
	- Young Scientists & Technologists (YST)	4	0.72

9.	Department of Scientific and Industrial Research (DSIR) - Patent Acquisition, Collaborative Research & Technology Development (PACE)	9	39.70
	- Promoting Innovations in individual Start-ups & MSMEs (PRISM)	30	1.92
10.	Indian Council of Medical Research (ICMR)		
	- Ad-hoc (ADHOC)	183	54.14
	- Task Force (TF)	69	36.34
11.	Indian Space Research Organisation (ISRO)		
	- Research Sponsored (RESPOND)	27	4.99
12.	Ministry of Communications & Information Technology (MOCIT)		
	- Research & Development (R&D)	62	231.26
13.	Ministry of Earth Sciences (MOES)		
	- Research Education & Training Outreach (RETO)	16	6.59
14.	Ministry of Environment, Forests & Climate Change (MOEF)		
	- Ecosystem Research Programme (ECRP)	12	3.05
	- National Natural Resources Management System (NNRMS)	3	0.67
15.	Ministry of New & Renewable Energy (MNRE)		
	- Research, Design & Development (RDD)	4	2.25
16.	Ministry of Power (MOP)		
	- Research Scheme on Power (RSOP)	9	2.54
17.	Ministry of Social Justice & Empowerment (MOSJE) - Grant-in-aid Scheme (GIA)	8	0.99
18.	Petroleum Conservation Research Association (PCRA)		
	- Research & Development (R&D)	1	0.20
19.	University Grants Commission (UGC)		
	- Minor Projects (MNRP)	1482	43.78
	Total	5420	2002.12

FUNDING AGENCY-WISE ANALYSIS

Figure 1 shows the pattern of funding by various Central Government Extramural R&D sponsoring agencies. It may be seen that the Department of Science & Technology (DST) accounted for the maximum support of Rs. 760.03 crore (37.96%) followed by Department of Biotechnology with Rs. 569.74 crore (28.45%) and Ministry of Communication & Information Technology (MOCIT) with Rs. 231.26 (11.55%). The two departments namely Department of Science & Technology (DST) & Department of Biotechnology (DBT) taken together played major role in extramural R&D funding in the country by contributing more than 66.41% of the total extramural R&D support at national level.

The other agencies who funded large funds have been the Department of Atomic Energy (DAE) at Rs. 101.67 crore (5.08%) followed by the Indian Council of Medical Research (ICMR) of Rs. 90.48 crore (4.52%). Support of Rs. 77.71 crore (3.88%) was provided by the Defence Research & Development Organisation (DRDO). The University Grants Commission (UGC) provided funding of Rs.43.78 crore (2.19%) which was followed by the Department of Scientific & Industrial Research (DSIR) amounting to Rs. 41.62 crore (2.08%). The Council of Scientific & Industrial Research (CSIR) also provided funding of Rs. 38.63 crore (1.93%).

R&D SUPPORT BY CENTRAL S&T AGENCIES DURING 2014-15

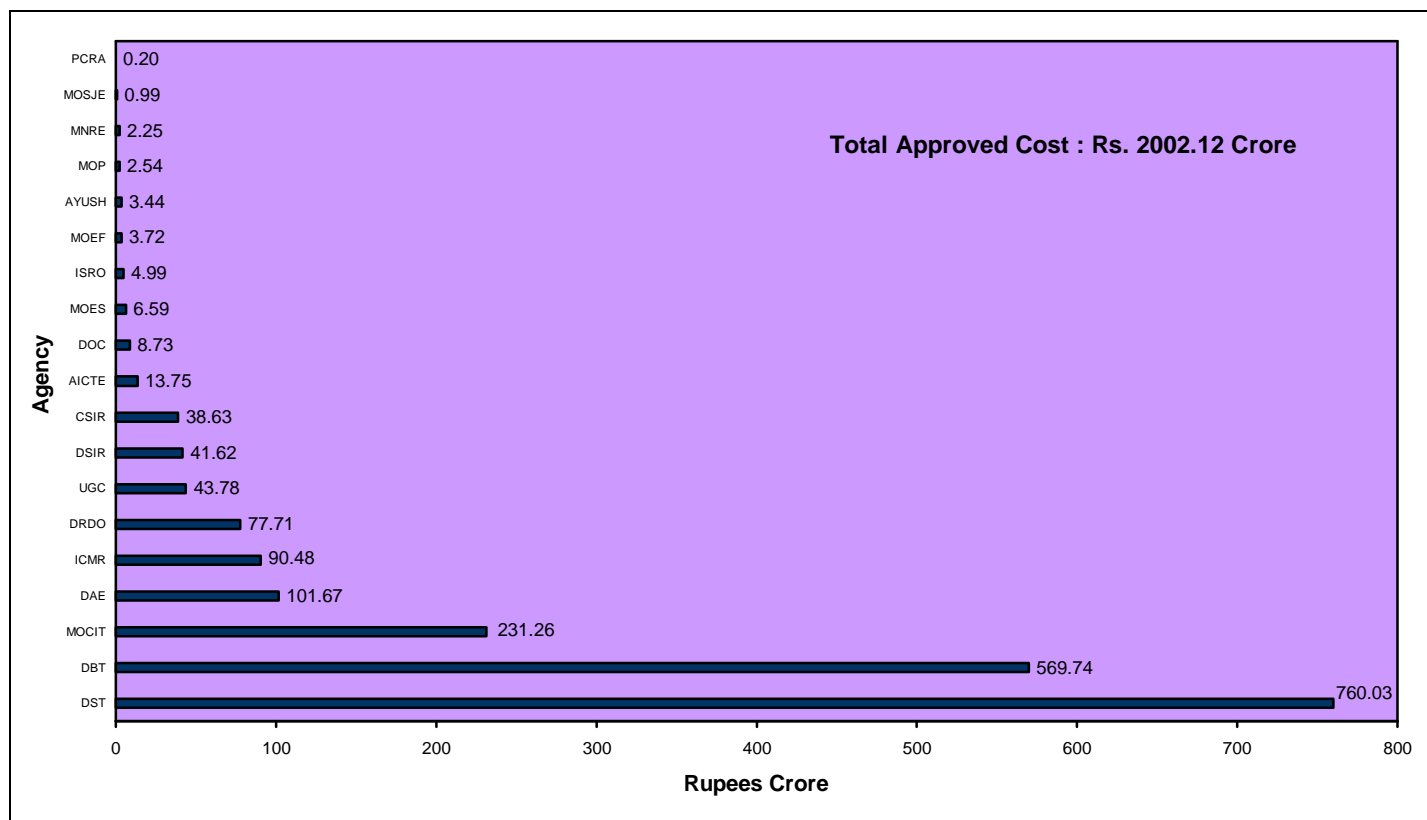


Figure 1

SUBJECT AREA-WISE ANALYSIS

The projects are classified in eight major subject areas as under:

- | | | |
|--------------------------|-----------------------------|----------------------|
| a) Agricultural Sciences | b) Biological Sciences | c) Chemical Sciences |
| d) Earth Science | e) Engineering & Technology | f) Mathematics |
| g) Medical Sciences | h) Physical Sciences | |

The classification of R&D projects has been done based on the **subject area** indicated by the agencies and also based on the title of the projects. Some of the projects may be multi-disciplinary in nature but have been classified into one of the subject areas mentioned above, depending on their major thrust.

Figure 2 shows number of extramural R&D projects approved in each subject area during the year 2014-15. It shows that maximum number of projects i.e. 1701 were in the area of Biological Sciences. Out of these 1701 projects, the maximum number of projects i.e. 642 were approved by the Department of Science & Technology (DST) followed by 530 projects by Department of Biotechnology, 450 projects by University Grants Commission (UGC), and 47 projects by the Council of Scientific & Industrial Research (CSIR). A total of 32 projects were funded by agencies namely DAE (13), MOEF (12), DRDO (5), DSIR (1) and PCRA (1) in the Biological Sciences area.

The next in order is 'Chemical Sciences' in which 1039 projects were approved, as seen in **Figure 2**. Out of these, the maximum number of projects i.e. 445 were approved by Department of Science & Technology (DST), followed by 358 projects by University Grants Commission (UGC), 128 projects by Department of Atomic Energy (DAE) and 101 projects by Council of Scientific & Industrial Research (CSIR).

**SUBJECT AREA WISE NUMBER OF R&D PROJECTS APPROVED
DURING 2014-15**

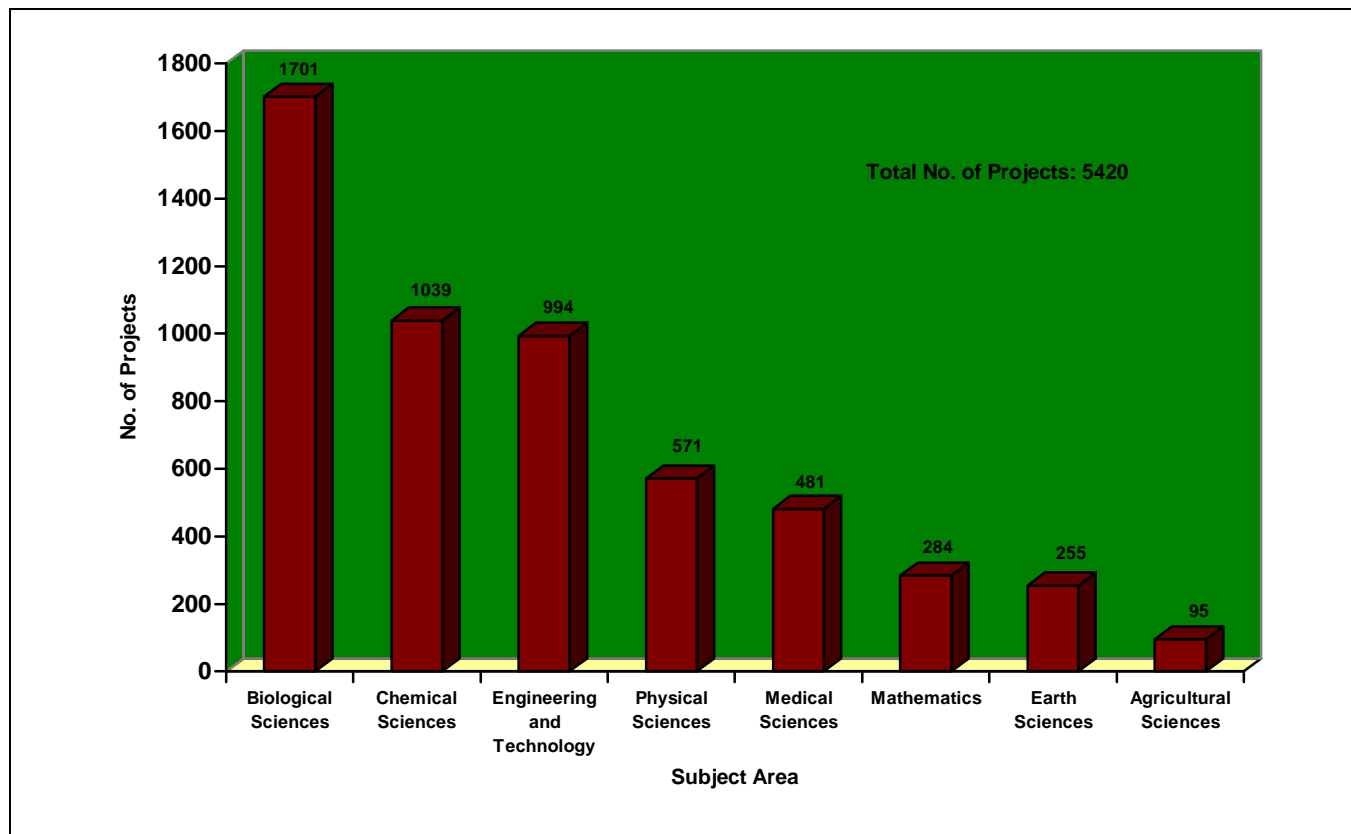


Figure 2

Figure 3 shows subject area-wise **R&D support** during the year 2014-15. Biological Sciences area received maximum financial support of 39.3 per cent followed by **Engineering & Technology** at 28.0 per cent and **Chemical Sciences** at 10.8 per cent. **Medical Sciences** area received financial support of 7.8 per cent followed by **Physical Sciences** at 6.3 per cent. Projects in the area of **Earth Sciences** and **Agricultural Sciences** received financial support of 4.9 per cent and 2.2 per cent respectively. The least financial support of 0.8 per cent was received by **Mathematics**.

SUBJECT AREA-WISE R&D SUPPORT DURING 2014-15

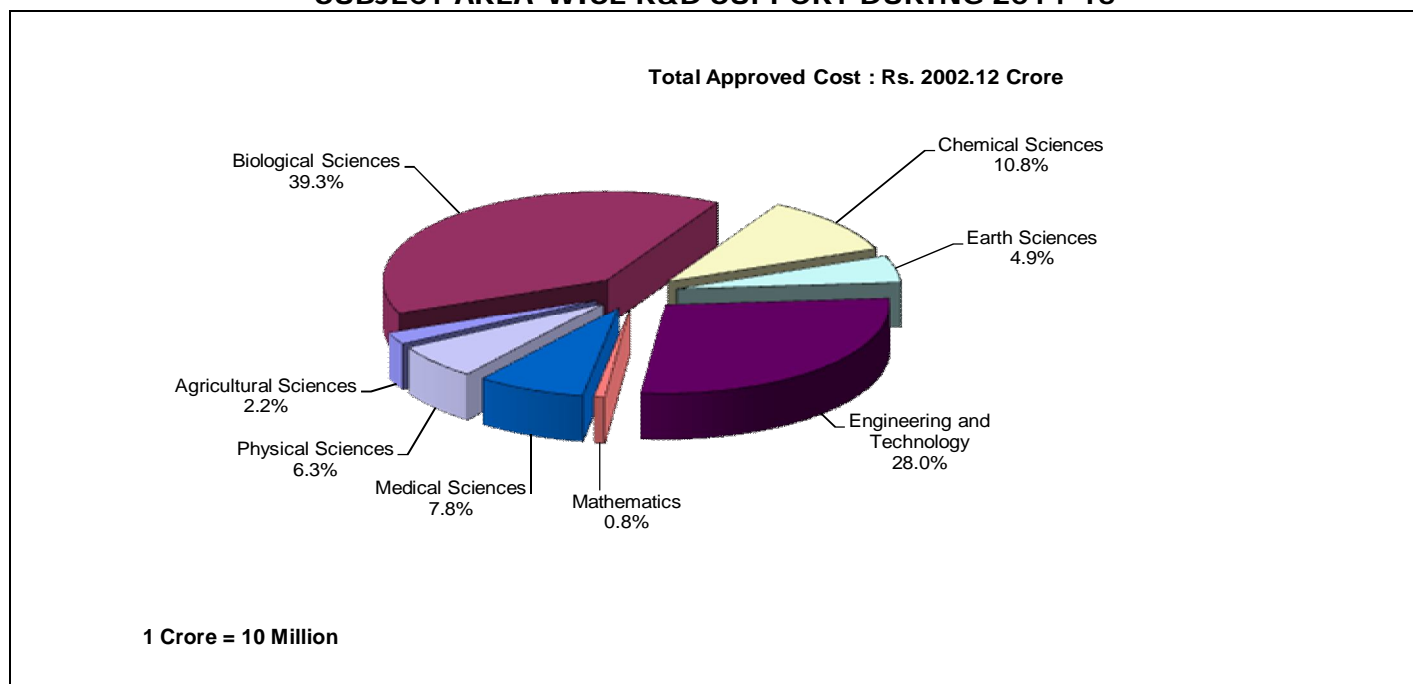


Figure 3

Table 3 gives information about the subject area-wise distribution of Extramural R&D projects along with their total approved cost.

Table 3
Subject Area-Wise Distribution of Extramural R&D Projects and their Approved Cost During 2014-15

Subject Area	Number of Projects	Total Approved Cost (Rs. Crore)
Agricultural Sciences	95	44.04
Engineering & Technology	994	559.87
Medical Sciences	481	155.92
Natural Sciences:		
Biological Sciences	1701	786.51
Chemical Sciences	1039	215.51
Earth Sciences	255	97.71
Mathematics	284	15.84
Physical Sciences	571	126.72
Total	5420	2002.12

TYPES OF INSTITUTE-WISE ANALYSIS

The institutions have been classified into five categories such as:

- A. Universities/Colleges
- B. Deemed Universities
- C. Institutes of National Importance

- Indian Institute of Technology, All India Institute of Medical Sciences, Indian Statistical Institute, P.G. Institute of Medical Education & Research and Sree Chitra Tirunal Institute for Medical Sciences & Technology
- D. National Research Laboratories
- Laboratories under CSIR, ICAR, ICMR, DRDO and autonomous institutions under Central Government Ministries/Departments, Central Public Sector Undertakings
- E. Others
- Institutions which are not covered under A, B, C & D above.

The distribution of Extramural R&D Projects by types of Institutes with their approved cost has been indicated in **Table 4**. The number given in column 2 in this Table refers to **unique institutes** which received 5420 projects for implementation.

Table 4
Distribution of Extramural R&D projects by Types of Institutes & their Approved Cost During 2014-15

Types of Institutes	Number of Institutes	Number of Projects	Total Approved Cost (Rs. Crore)	Percentage of Total Approved Cost
(1)	(2)	(3)	(4)	(5)
Universities/Colleges	1095	3238	656.26	32.78
Deemed Universities	33	324	139.21	6.95
Institutes of National Importance	58	863	357.96	17.88
National Laboratories	38	270	218.76	10.93
Others	305	701	616.49	30.79
Total:	1529	5396	1988.68	99.33
Individual Scientists*	24	24	13.44	0.67
G.Total:	1553	5420	2002.12	100

***Distribution is shown at the end of Annexure 2.**

Figure 4 hereunder shows the percentage distribution of number of projects and its approved cost by types of Institutions during the year 2014-15. The maximum number i.e. 60% of the projects were sanctioned to Universities/Colleges with financial support of 33%. Institute of National Importance received 16% of the projects with financial support of 18%. 13% of the total projects were given to Others category and 5% to National Laboratories with financial support of 31% and 11% respectively. 6% of the projects were given to Deemed Universities category with financial support of 7%. The total financial support to academic sector (A, B & C categories) was 58%.

**DISTRIBUTION OF R&D PROJECTS BY TYPES OF INSTITUTES
& APPROVED COST DURING 2014-15**

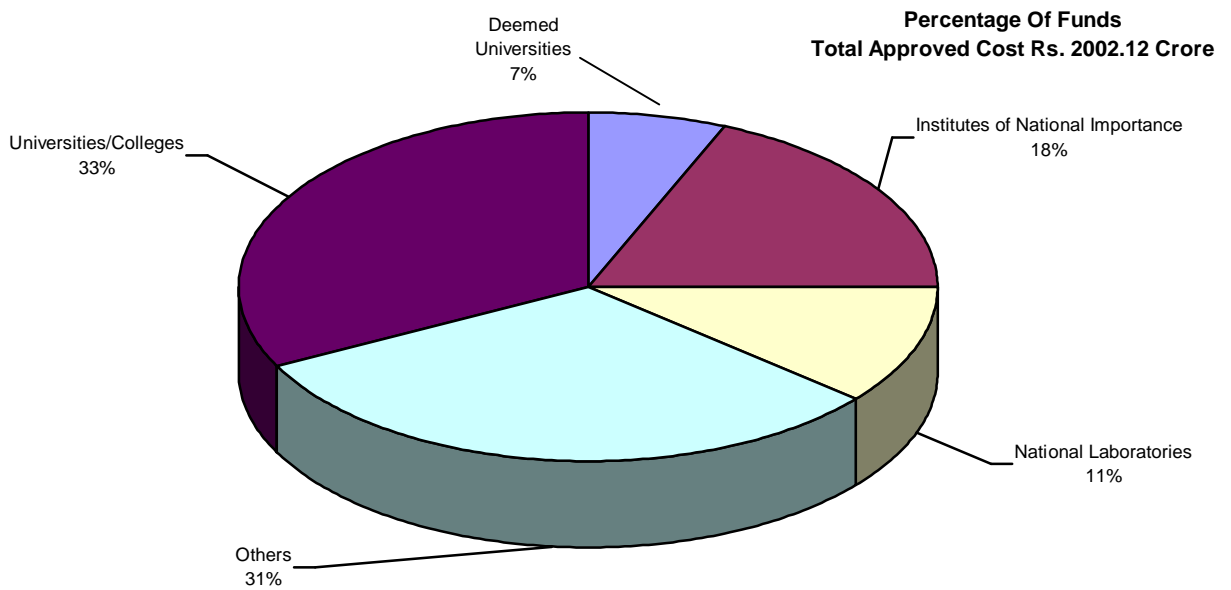
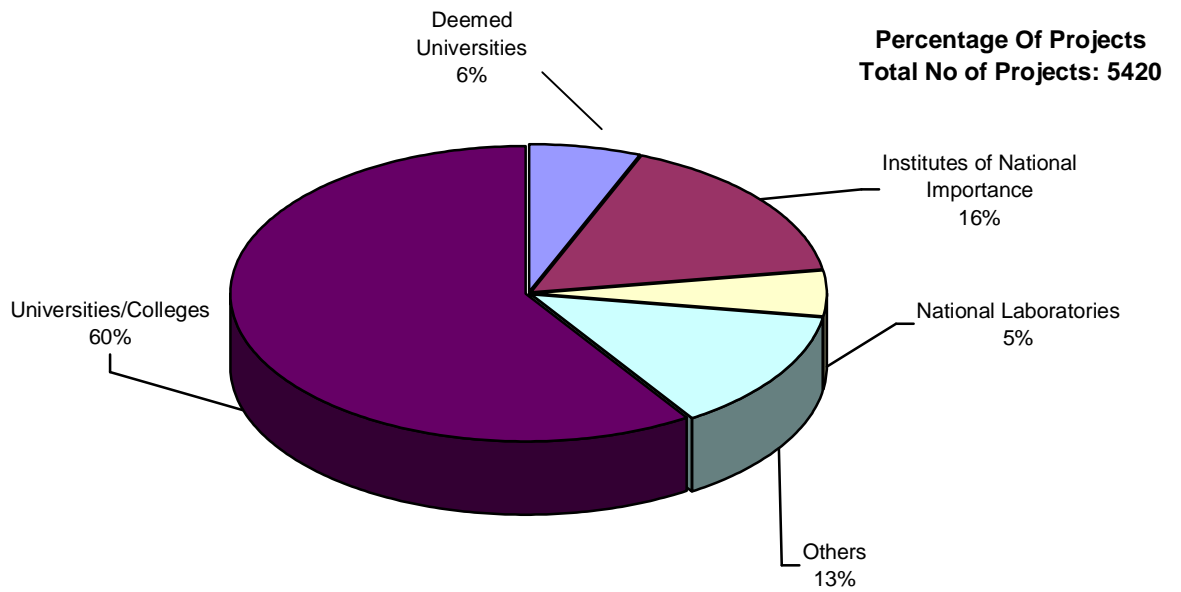


Figure 4

COST RANGE-WISE ANALYSIS

As per **Figure 5**, the analysis indicate that 1859 projects were in the cost range of Rs. 25 lakh & above. In addition to these, there were 3561 projects costing less than Rs. 25 lakh i.e. 1467 projects were between the cost range of Rs. 1 to 5 lakh followed by 896 projects in the cost range of Rs. 20 to 25 lakh, 538 projects were in the cost range of Rs. 15 to 20 lakh and 362 projects were in the cost range of Rs.10 to 15 lakh. 251 projects were between the cost range of Rs. 5 to 10 lakhs, There were 47 projects costing less than Rs.1 lakh.

DISTRIBUTION OF R&D PROJECTS BY APPROVED COST DURING 2014-15

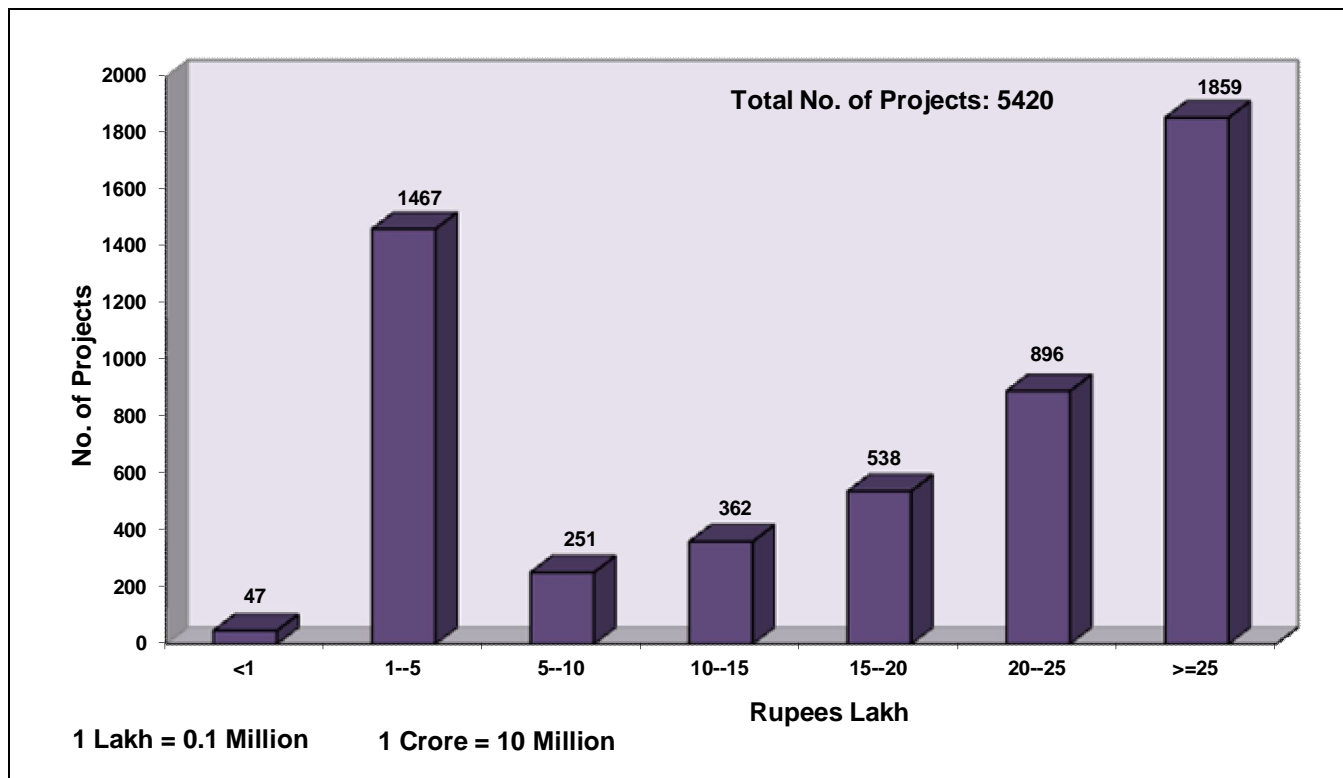


Figure 5

Agency-wise distribution of 1859 large projects costing equal to and above Rs. 25 lakh each has been given in **Figure-6**. Out of this, maximum number of projects i.e. 1009 were funded by the Department of Science & Technology (DST) followed by 465 by the Department of Biotechnology (DBT), 149 projects by Indian Council of Medical Research (ICMR), 65 projects by Department of Atomic Energy (DAE), 57 projects by Ministry of Communications & Information Technology (MOCIT), 55 projects by Defence Research & Development Organisation (DRDO). A total of 59 projects were funded by other agencies i.e. MOSJE(1), DOC(3), ISRO(4), MNRE(4), AYUSH(7), MOEF(7), MOP(7), CSIR(8), DSIR(9) and MOES(9).

**AGENCY-WISE DISTRIBUTION OF R&D PROJECTS
COSTING Rs. 25 LAKH & ABOVE DURING 2014-15**

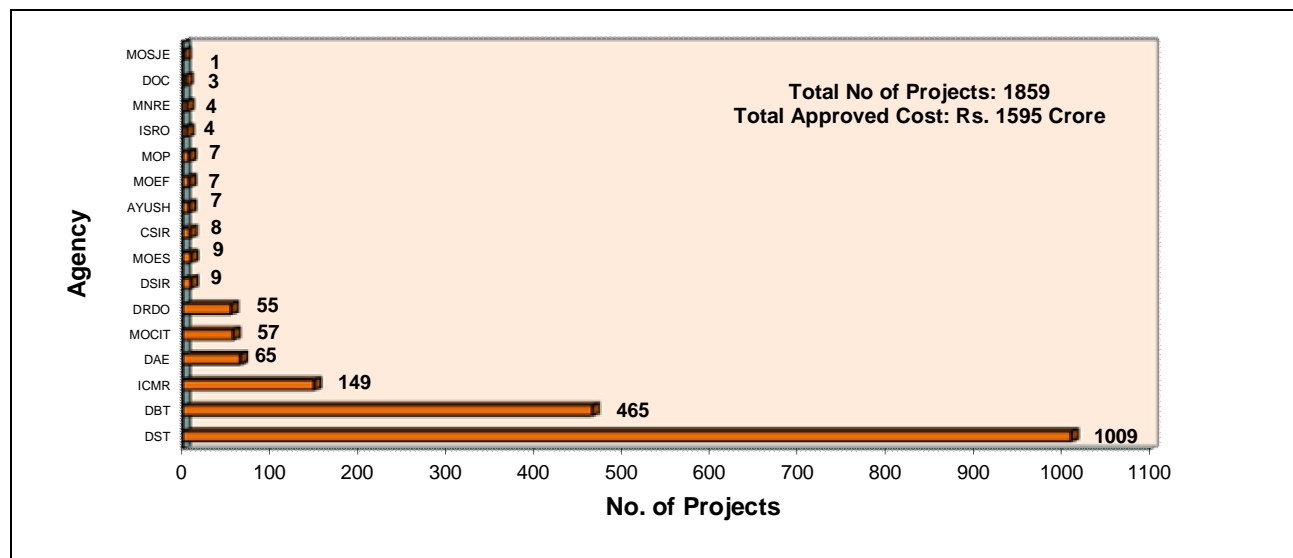


Figure 6

As may be seen from **Figure 5**, the total number of projects costing Rs. 25 lakh and above were 1859. Distribution of these 1859 projects, along with total approved cost has been shown in **Table 5 & 6 and Figure 7 & 8**. The highest number of projects i.e.1269 were in the cost range of Rs. 25-50 lakh, 332 in the range of Rs. 50-75 lakh and 95 projects were in the range of Rs. 75-100 lakh. There were 76 projects between the cost range of Rs.1-2 crore and 87 projects in the range of Rs. 2 crore & above.

Table 5

**Distribution of Extramural R&D Projects costing Rs. 25 Lakh to \geq 2 Crore
During 2014-15**

Cost Range (Rs. Lakh)	Number of Projects	Total Approved Cost (Rs. Crore)
25--50	1269	436
50--75	332	192
75--100	95	82
100--125	25	28
125--150	19	27
150--175	18	29
175--200	14	26
\geq 200	87	775
Total:	1859	1595

**DISTRIBUTION OF R&D PROJECTS BY APPROVED COST OF
RS. 25 LAKH TO \geq 2 CRORE DURING 2014-15**

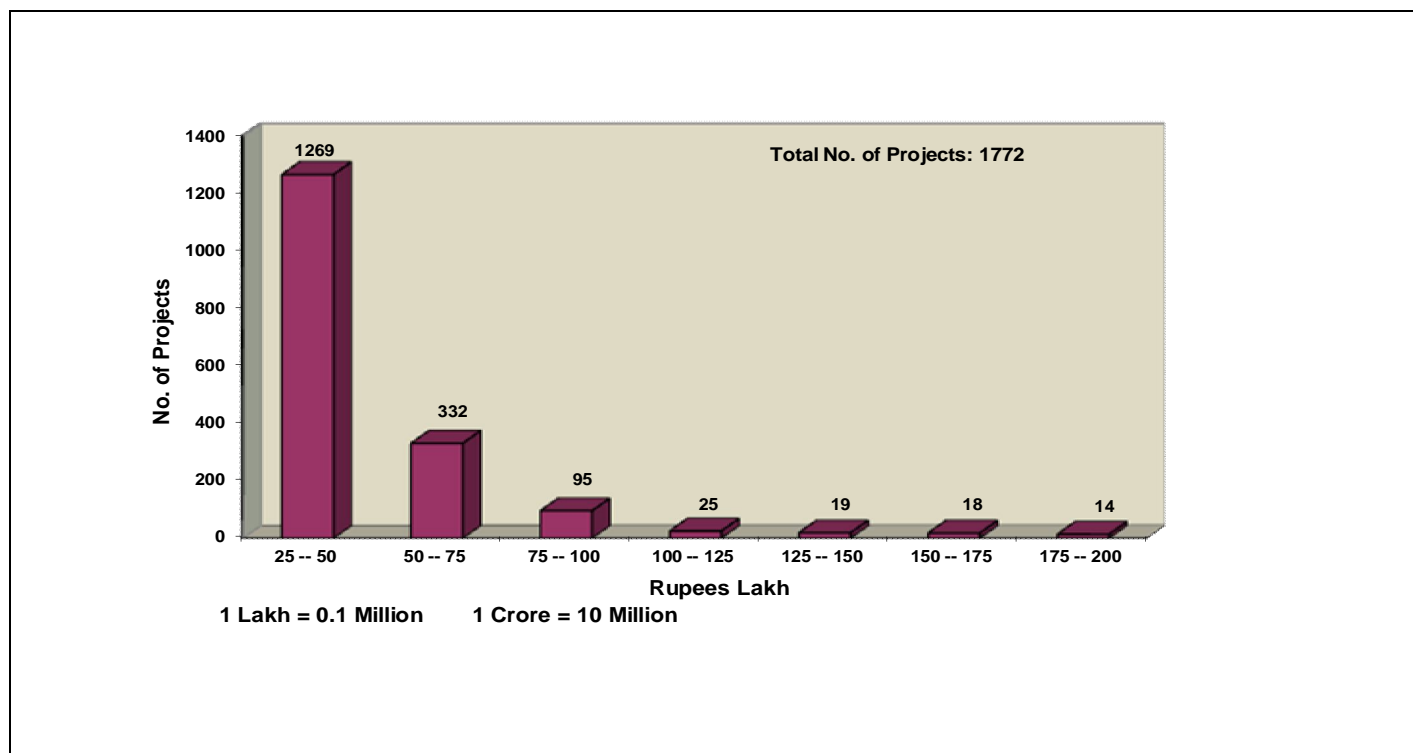


Figure 7

Table 6
Distribution of Extramural R&D Projects costing Rs. 2 Crore to \geq 5 Crore
During 2014-15

Cost Range (Rs. Crore)	Number of Projects	Total Approved Cost (Rs. Crore)
2.0—2.5	14	32
2.5—3.0	8	22
3.0—3.5	7	24
3.5—4.0	8	30
4.0—4.5	7	30
4.5—5.0	9	42
\geq 5.0	34	595
Total:	87	775

**DISTRIBUTION OF R&D PROJECTS BY APPROVED COST OF
Rs. 2 CRORE TO >= 5 CRORE DURING 2014-15**

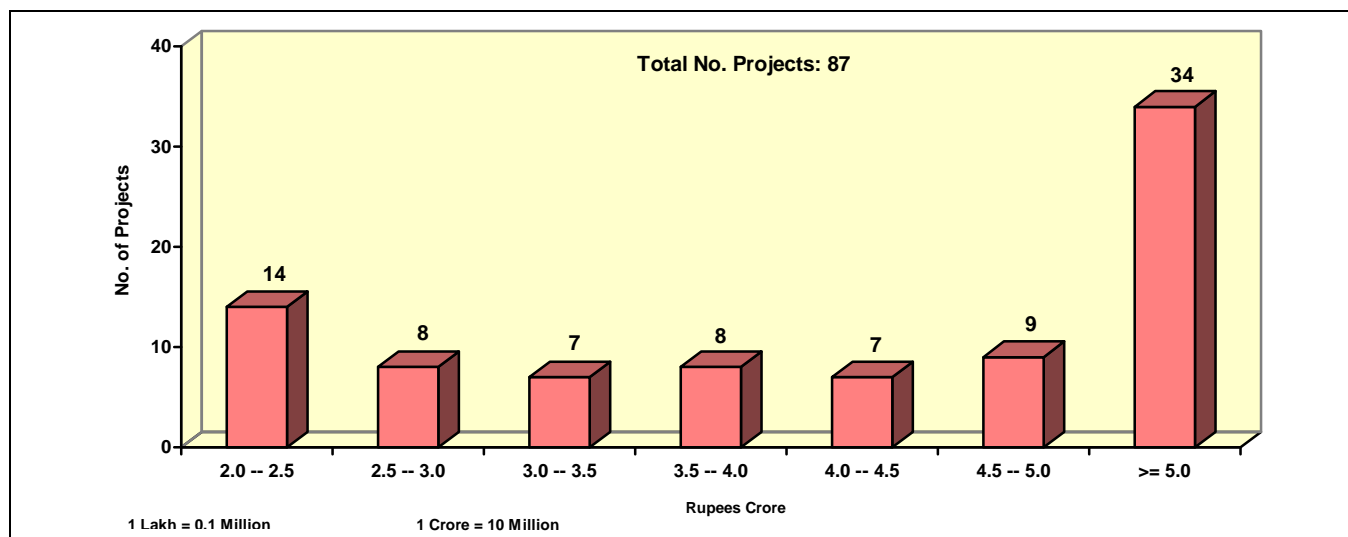


Figure 8

As per **Figure 8**, the high valued projects sanctioned during the year were 34. The high valued projects sanctioned by Ministry of Communications & IT (MOCIT) were 3 amounting to Rs. 80.78 crore, Rs. 38.50 crore. and 11.27 Department of Biotechnology (DBT) sanctioned 3 projects costing Rs. 68.02 crore, Rs. 52.06 crore and Rs. 47.06 crore followed by 1 project of Rs. 19.00 by Department of Scientific & Industrial Research (DSIR). Department of Science & Technology (DST) also sanctioned 3 high valued projects amounting to Rs. 16.74 crore, 11.54 crore and 10.02 crore.

Figure 9 indicates that there were 163 projects costing Rs. 1 crore & above which were funded by 9 agencies during 2014-15. Majority of these projects i.e. 53 (32.5%) were funded by the Department of Biotechnology (DBT) followed by 46 (28.2%) projects by Department of Science & Technology (DST), 25 (15.34%) projects by Ministry of Communications & Information Technology (MOCIT) and 12 (7.36%) by Indian Council of Medical Research (ICMR). The remaining 27 (16.56 %) projects were funded by other five agencies namely DSIR (9), DAE (7), DRDO (7), DOC (3) and MOES (1).

**AGENCY-WISE DISTRIBUTION OF R&D PROJECTS
COSTING RS. 1 CRORE & ABOVE DURING 2014-15**

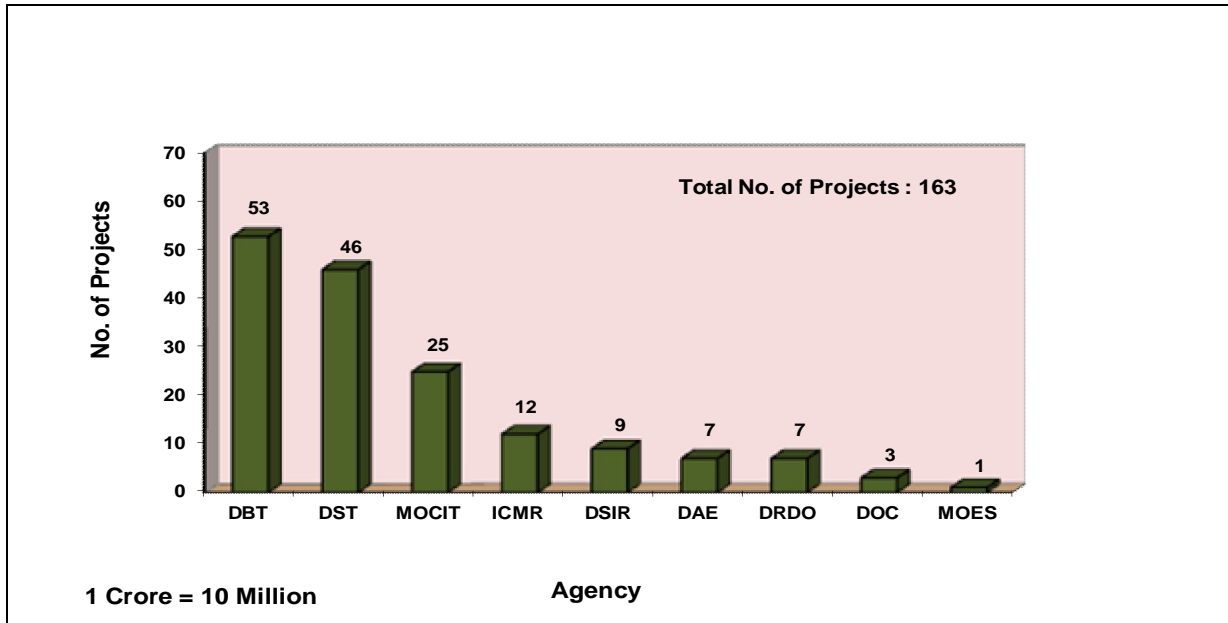


Figure 9

It may be seen from **Figure 10** that there were 34 projects costing Rs. Five crore and above sanctioned by six agencies. The maximum number of projects i.e.11 were funded by the Department of Biotechnology followed by 8 projects each by the Department of Science & Technology (DST) and Ministry of Communications & Information Technology. The remaining 7 projects were funded by the other 3 agencies namely by DAE (3), DRDO (2), and DSIR (2).

**AGENCY-WISE DISTRIBUTION OF R&D PROJECTS COSTING
Rs. 5 CRORE & ABOVE DURING 2014-15**

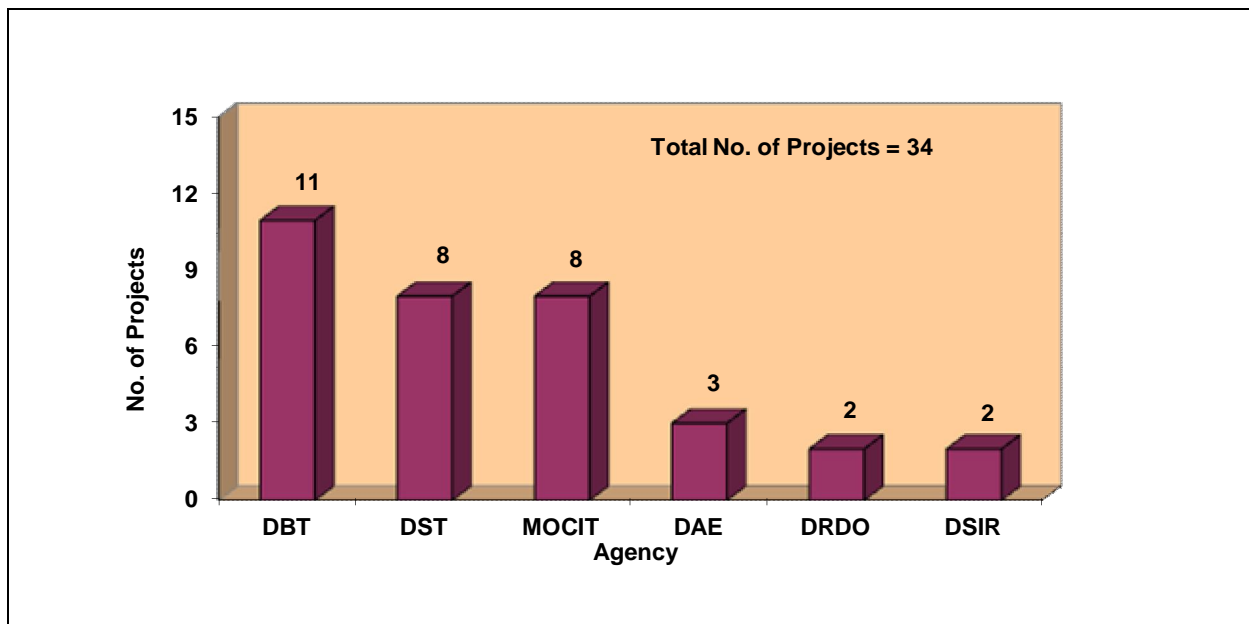


Figure 10

PIs GENDER-WISE ANALYSIS

The gender-wise distribution of Principal Investigators (PIs) who took up 5420 Extramural R&D Projects is shown in **Table 7**. It is pertinent to note that women participation as Principal Investigators of Extramural Projects was 29.02 per cent in comparison to 33.05 per cent during 2013-14. These female PIs have taken up 27.38 per cent of the total 5420 projects this year in comparison to 31.46 per cent of total projects 5525 during the previous year of 2013-14.

Table 7

Gender-wise Distribution of Principal Investigators During 2014-15

<u>Gender</u>	<u>Principal Investigator</u>		<u>Projects</u>	
	<u>Number</u>	<u>%age</u>	<u>Number</u>	<u>%age</u>
Male	3178	70.89	3932	72.55
Female	1301	29.02	1484	27.38
Heads*	04	0.09	04	0.07
Total	4483	100	5420	100

*Projects approved to Heads of Organisations & Institutions, their gender information is not available.

STATE-WISE ANALYSIS

The detailed data regarding State-wise support to extramural R&D projects is given in **Annexure -3**, which shows that the highest number of 796 projects were funded in Tamil Nadu at a total cost of Rs. 179.94 crore (8.99%), followed by 697 projects in Maharashtra costing Rs. 331.41 crore (16.55%), 443 projects in Karnataka costing Rs.278.04 crore (13.89%), 403 projects in Delhi costing Rs. 245.58 crore (12.26%) and 347 projects in West Bengal costing Rs.143.74 crore (7.18%). The information about the remaining States can be seen from Annexure -3.

In all 4483 PIs and 1553 Institutions inclusive of "Individual Scientists & Others" handled 5420 Extramural R&D Projects in 33 States and Union Territories at a total cost of Rs. 2002.12 crore.

SALIENT FINDINGS

- ❖ The extramural R&D support was Rs. 2002.12 crore in 2014-15 as compared to Rs. 1867.52 crore in 2013-14, an increase of Rs. 134.60 over the previous year.
- ❖ Department of Science & Technology (DST) accounted for the maximum Extramural Research (EMR) support of Rs. 760.03 crore (38%) followed by the Department of Biotechnology (DBT) with Rs. 569.74 crore (28%). The two Departments together contributed to 66% of the total extramural R&D funding in the country.
- ❖ Ministry of Communication & Information Technology (MOCIT) has emerged as another big supporter of extramural research with share of Rs. 231.36 crore (12%).
- ❖ Biological Sciences received maximum number of projects (1701) with maximum financial support of (39%), followed by Chemical Sciences (1039) projects with financial support of (11%) while Engineering & Technology projects (994) received financial support of (28%) and Physical Sciences projects (571) received financial support of (6%).
- ❖ Academic sector received 58% of the extramural R&D support during 2014-15.
- ❖ 4483 Principal Investigators (PIs) undertook 5420 EMR projects during 2014-15 in comparison to 4736 PIs undertaking 5525 projects during 2013-14.
- ❖ Women PIs participation receiving EMR projects was 29% during 2014-15, as compared to 33% during 2013-14.
- ❖ Nearly, 68% of the projects were received by the institutes located in 9 States namely Tamil Nadu, Maharashtra, Karnataka, Delhi, West Bengal, Kerala, Telengana, Assam & Andhra Pradesh accounting for a share of 78% of total EMR funding.
- ❖ 18 Indian Institute of Technologies taken together received maximum number of projects (532) with highest financial support of Rs. 250.48 crore followed by Indian Institute of Science (98) projects with financial support of Rs. 46.51 crore.

